

HEY..... Rogue Valley Piecemakers!

“A Pair of Mittens” Quilt Block Drawing

Size: 8-1/2” x 5-1/2” includes seam allowance


It will finish 8” x 5” in a quilt.

Block Drawing DUE—**December 4, 2017**

To celebrate our Winter Holidays!

Let’s do a block drawing! ONE BLOCK PER PERSON, ONLY!

ONE BLOCK PER PERSON! Winner takes all blocks!!!




OK, first the rules!

- **Please** use 100% cotton fabric. Wash and preshrink fabric and test for colorfastness before constructing your block.
- Use APPLIQUE techniques you’ve learned in Pat Shaw’s Education classes! Take out your notes!
- **Fabrics Needed:**
 - **Background:** Light White tone on tone background (can have a little blue in it)-no creams! 12” x 10” piece
 - **Cuffs:** Dark Blue Winter Print (6” square)
 - **Mittens:** Medium Blue Winter Print! (8” x 5” scrap)

Cut your background fabric 12” x 10”. Fold in half both and press to find center. Prepare applique shapes using your favorite technique and needle turn. (See Page 2 for placement)

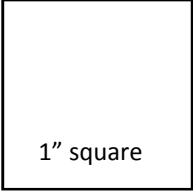

When complete, square up to measure 8-1/2” x 5-1/2”! Bring your block to the December 4 meeting and enter for a chance to win all the blocks!



Write your name, and cut out the label below, it will be used for drawing the winner! Best of Luck!

Name:

(Enter in the Drawing BOX for a chance to win!)



Check your
printer to make
sure this prints at
the correct size!